

## SAC-2012-188-S2

### U Band Conical Horn Antenna, 20 dBi Gain

**SAC-2012-188-S2** is a U-band conical horn antenna that operates from 43 to 50 GHz. The antenna offers 20 dBi nominal gain and a typical half power beamwidth of 16 degrees on the E-plane and 20 degrees on the H-plane. The horn also offers typical sidelobes of -20 dB on the E-plane and -28 dB on the H-plane. The conical horn can support linear and circular polarization. The input of this antenna is a 0.188" diameter circular waveguide with UG-383/U-M anti-cocking flange.



#### Electrical Specifications:

Parameter	Minimum	Typical	Maximum
Frequency Range*	43 GHz		50 GHz
Gain		20 dBi	
3 dB Beamwidth, E-plane		16°	
3 dB Beamwidth, H-plane		20°	
Sidelobes, E-plane		-20 dB	
Sidelobes, H-plane		-28 dB	
Return Loss		23 dB	
Specification Temperature		+25°C	
Operating Temperature	-40°C		+85°C

\*Note: Can operate from 40 to 60 GHz if the dominant mode is maintained.

#### Mechanical Specifications:

Item	Specification
Antenna Port	0.188" Diameter Circular Waveguide
Flange Type	UG-383/U-M Anti-Cocking Flange
Material	Brass
Finish	Gold Plated
Weight	1.3 Oz
Size	2.00" (L) X 1.06" (Ø)
Outline	AC-CU1-188-A

#### ECCN

EAR99

#### FEATURES

- Circular Waveguide Interface
- Precisely Machined and Gold Plated
- High Return Loss
- Linear and Circular Polarization

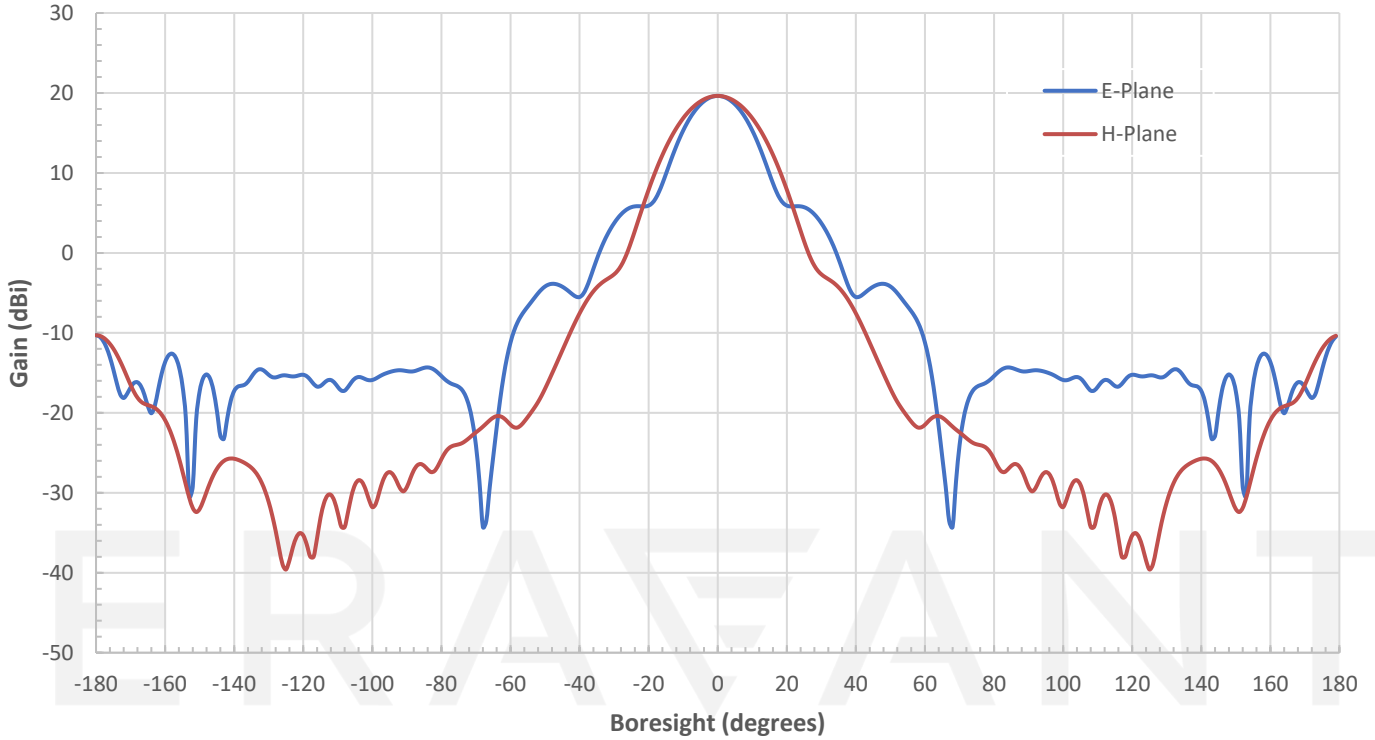
#### APPLICATIONS

- Antenna Ranges
- Feed Horns
- System Setups

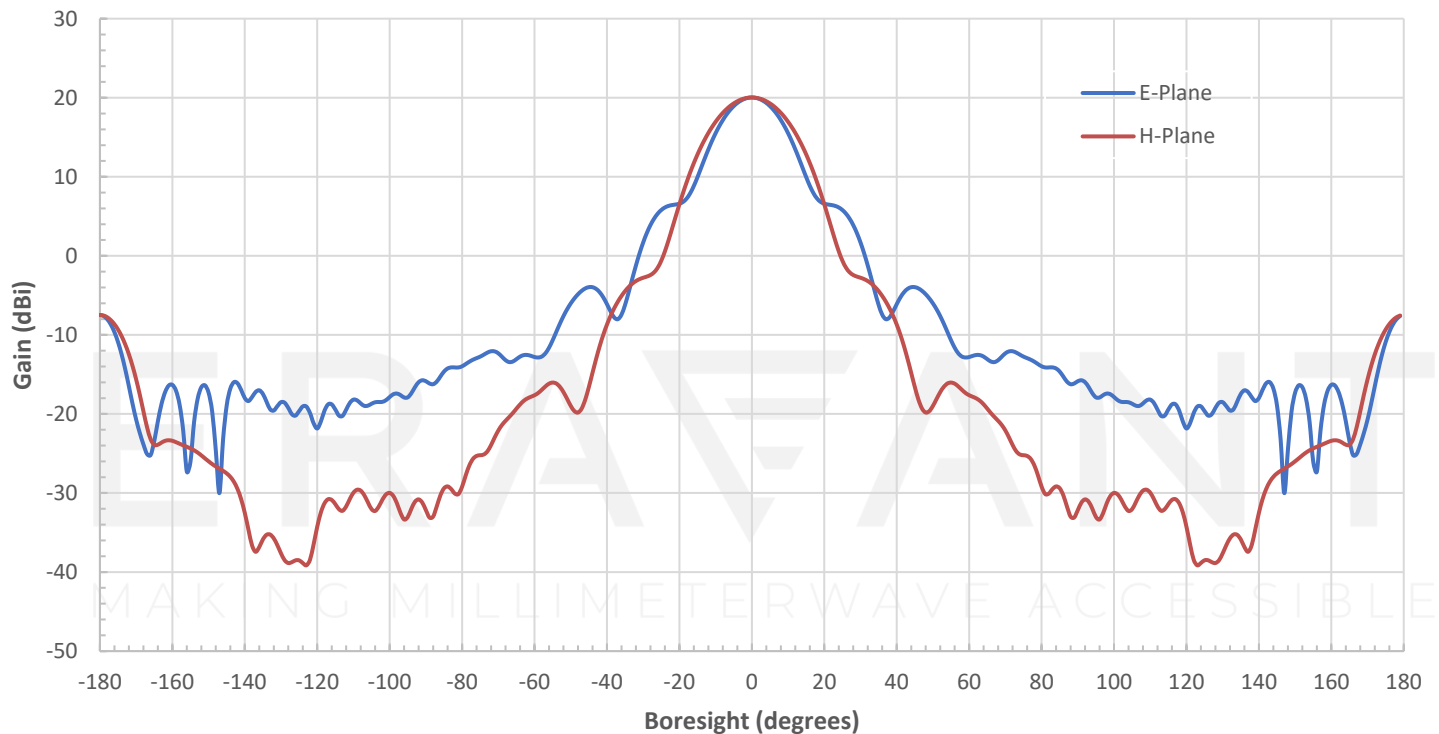
#### SUPPLEMENTAL DETAILS



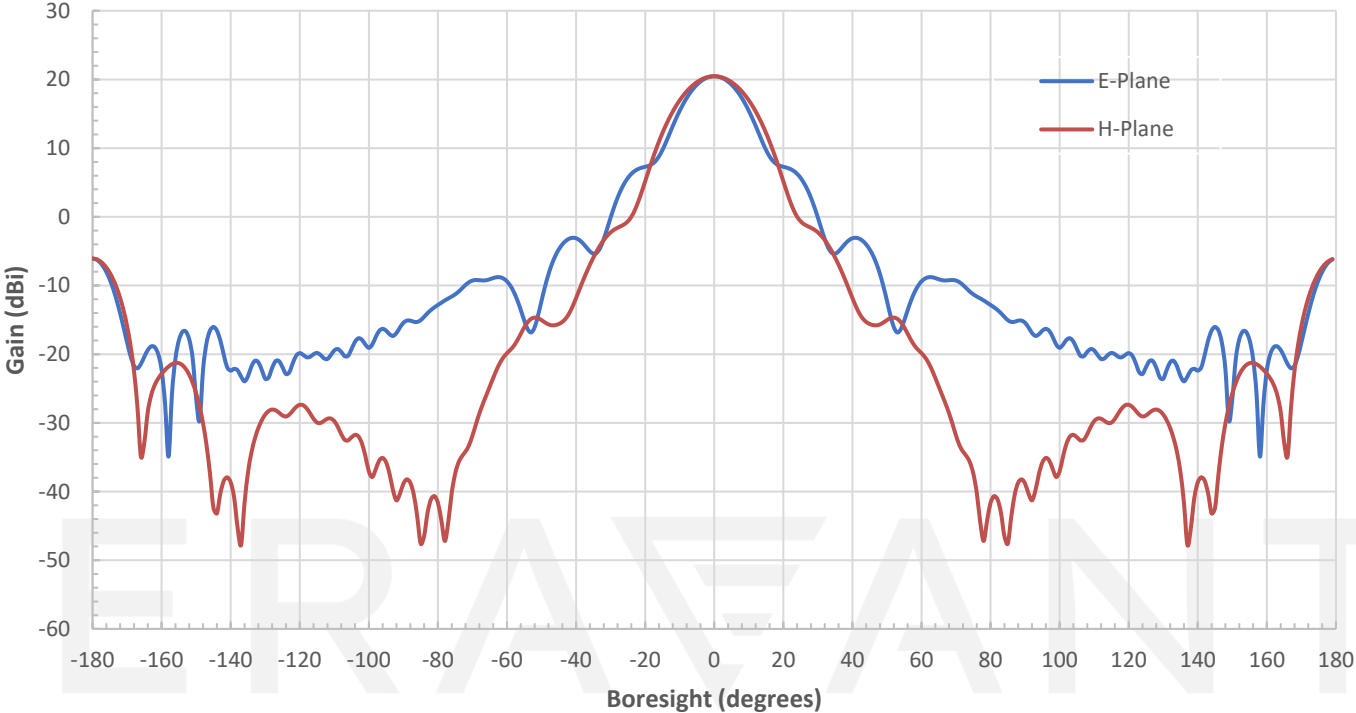
### Simulated Antenna Patterns @ 43 GHz



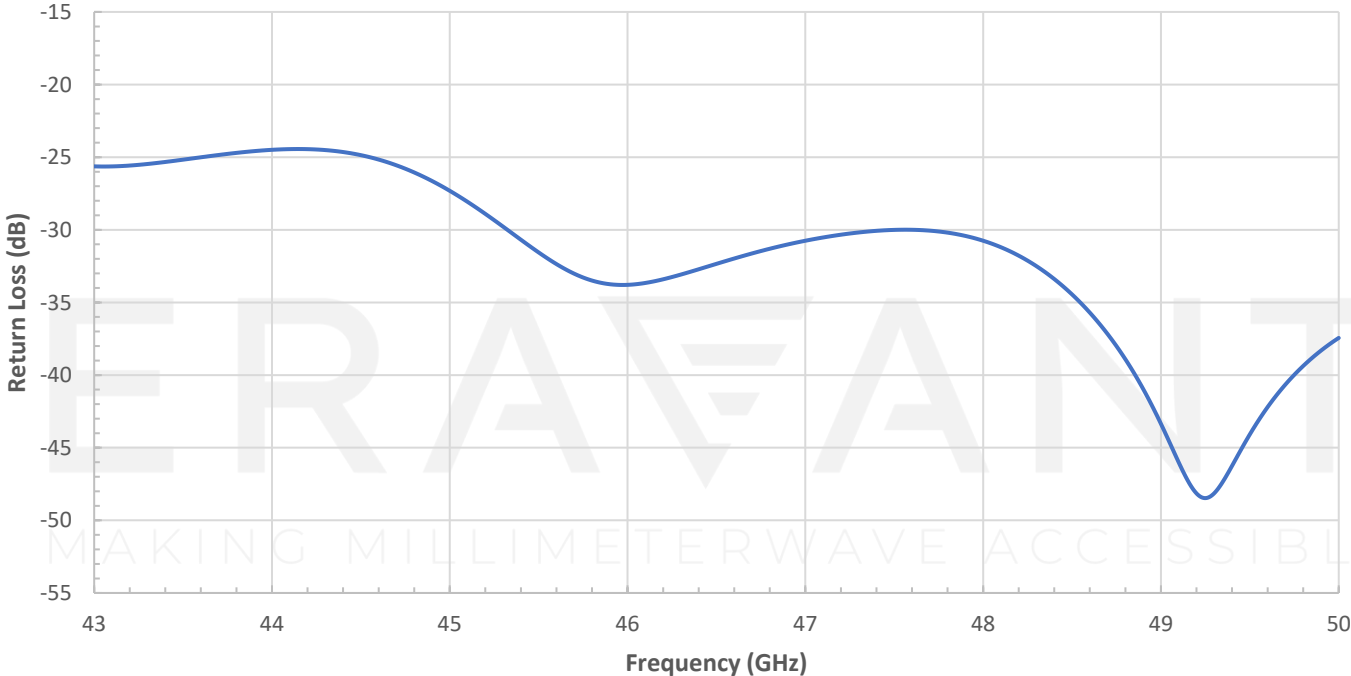
### Simulated Antenna Patterns @ 46.5 GHz



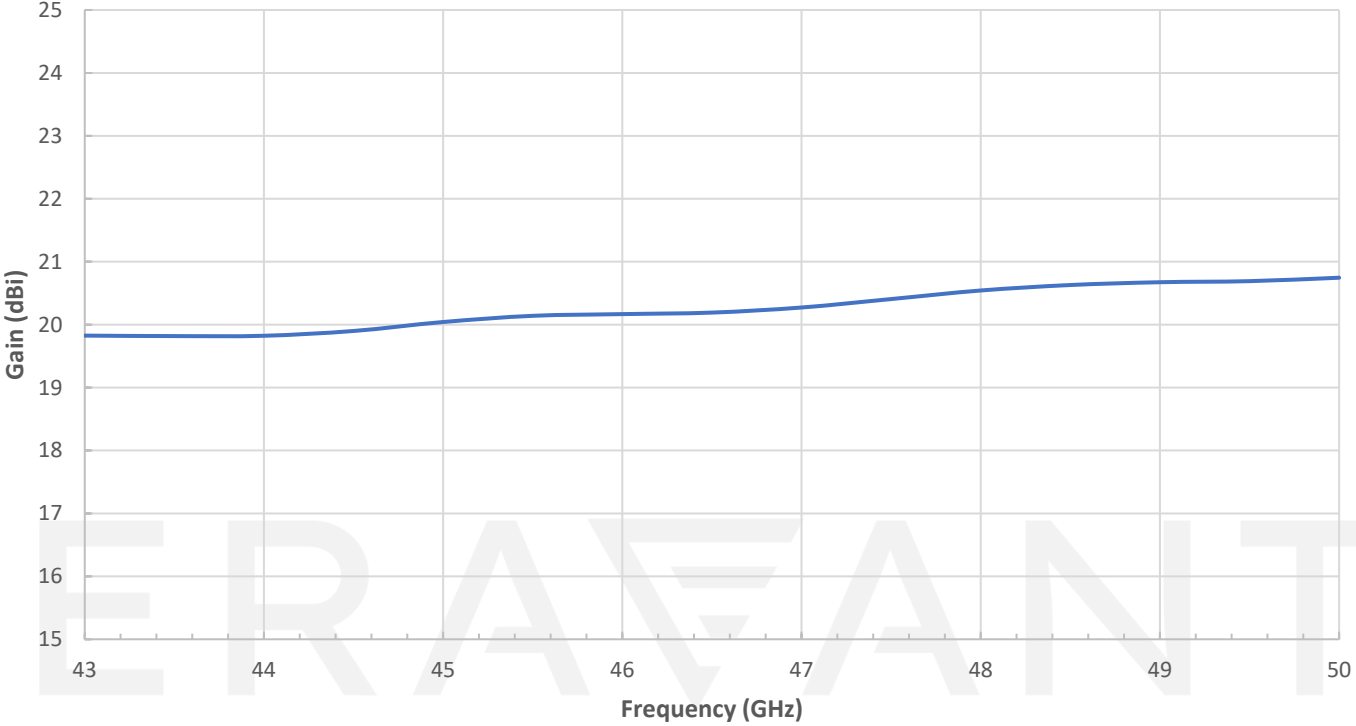
Simulated Antenna Patterns @ 50 GHz



Simulated Return Loss vs. Frequency

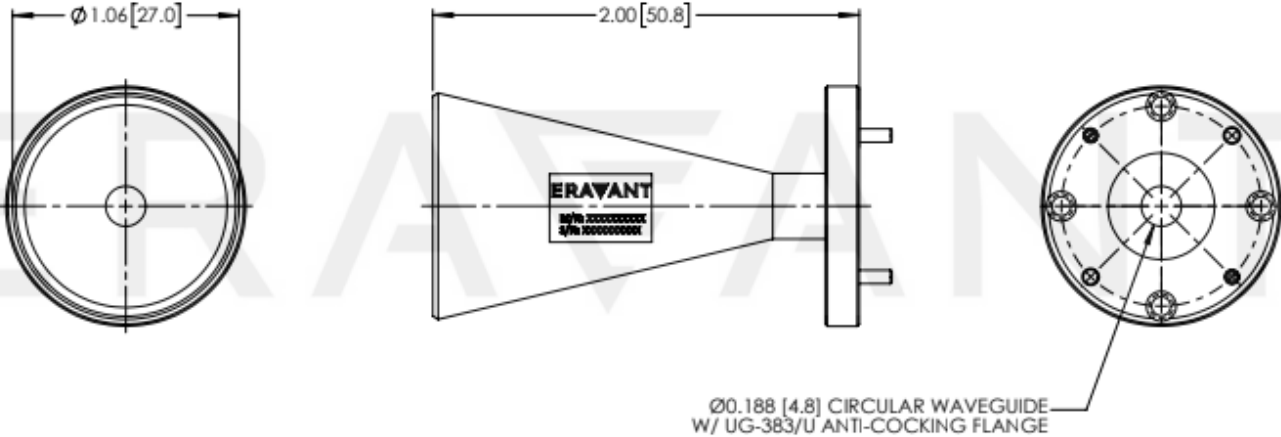


### Simulated Gain vs. Frequency



MAKING MILLIMETERWAVE ACCESSIBLE

**Mechanical Outline:** Unless otherwise specified, all dimensions are in inches [millimeters]



**NOTE:**

- This antenna is a mature product. The reasons for only providing simulated data can be found in the following blog [here](#).
- Eravant reserves the right to change the information presented without notice.

**CAUTION:**

- If a waveguide is present, any foreign objects in the waveguide will cause performance degradation and may damage or destroy the unit.
- Any foreign objects in the antenna will cause performance degradation and possible device damage.

ERAVANT  
MAKING MILLIMETERWAVE ACCESSIBLE

ERAVANT  
MAKING MILLIMETERWAVE ACCESSIBLE