

SAC-2012-165-S2

U Band Conical Horn Antenna, 20 dBi Gain

SAC-2012-165-S2 is a U-band conical horn antenna that operates from 50 to 60 GHz. The antenna offers 20 dBi nominal gain and a typical half power beamwidth of 16 degrees on the E-plane and 20 degrees on the H-plane. The horn also offers typical sidelobes of -20 dB on the E-plane and -28 dB on the H-plane. The conical horn can support linear and circular polarization. The input of this antenna is a 0.165" diameter circular waveguide with UG-383/U-M flange.



Electrical Specifications:

Parameter	Minimum	Typical	Maximum
Frequency Range*	50 GHz		60 GHz
Gain		20 dBi	
3 dB Beamwidth, E-plane		16°	
3 dB Beamwidth, H-plane		20°	
Sidelobes, E-plane		-20 dB	
Sidelobes, H-plane		-28 dB	
Return Loss		23 dB	
Specification Temperature		+25°C	
Operating Temperature	-40°C		+85°C

*Note: Can operate from 46 to 60 GHz if the dominant mode is maintained.

Mechanical Specifications:

Item	Specification
Antenna Port	0.165" Diameter Circular Waveguide
Flange Type	UG-383/U-M Flange
Material	Brass
Finish	Gold Plated
Weight	1.3 Oz
Size	1.80" (L) X 0.93" (Ø)
Outline	AC-CU1-165

ECCN

EAR99

FEATURES

- Circular Waveguide Interface
- Precisely Machined and Gold Plated
- High Return Loss
- Linear and Circular Polarization

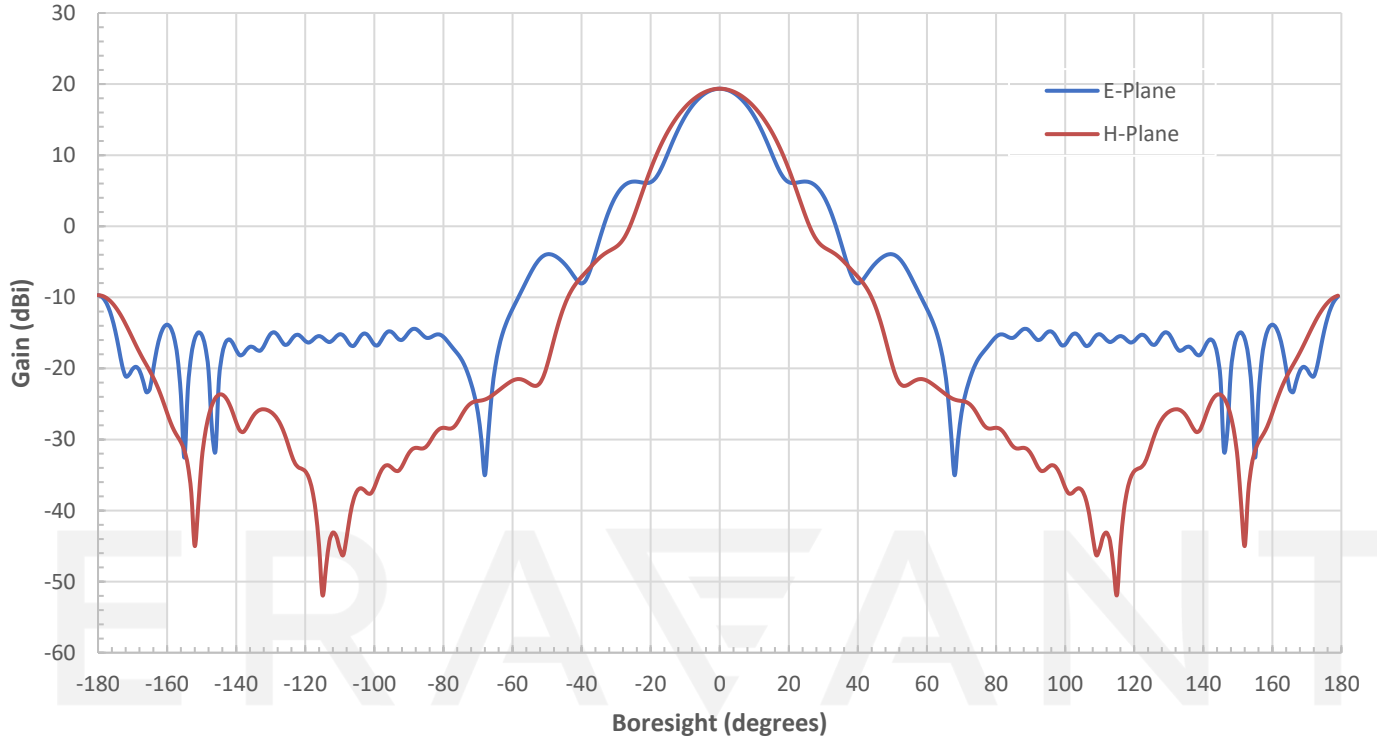
APPLICATIONS

- Antenna Ranges
- Feed Horns
- System Setups

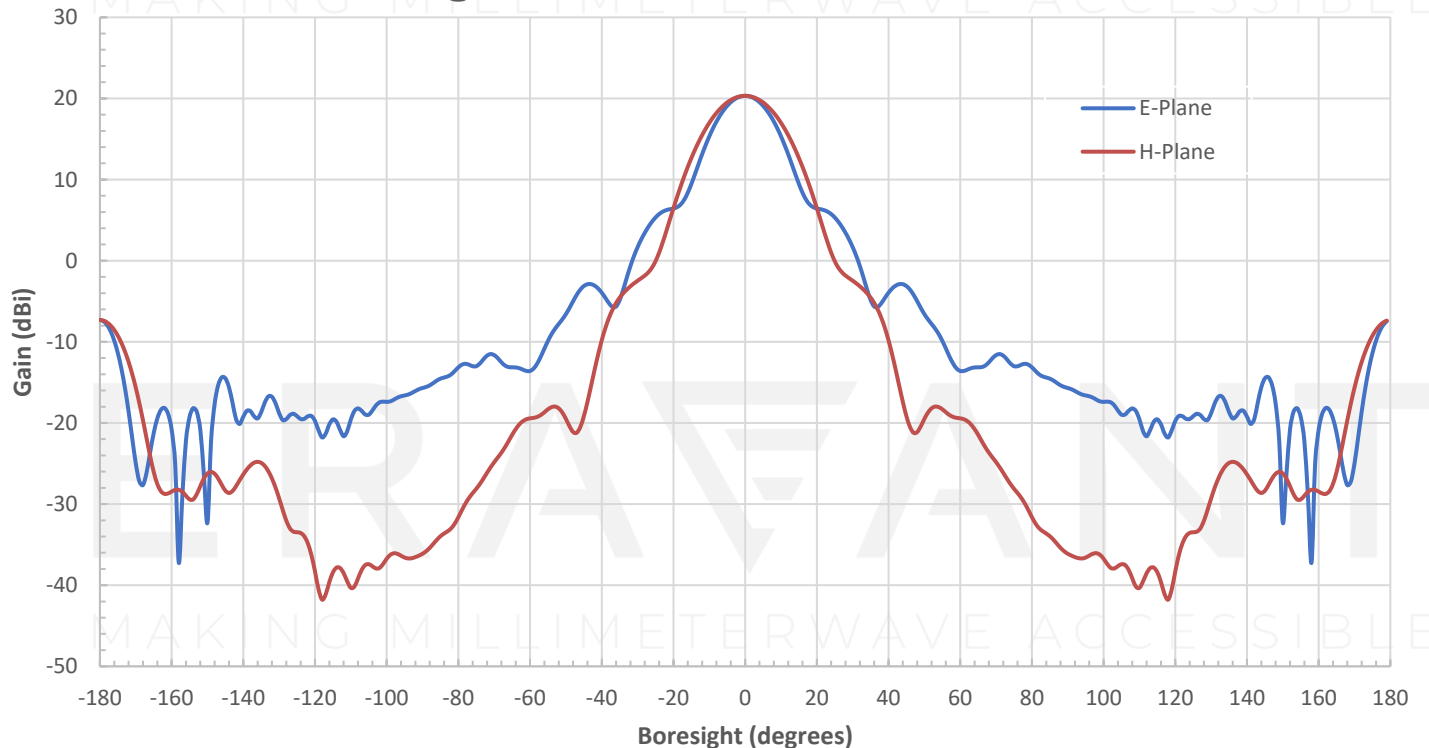
SUPPLEMENTAL DETAILS



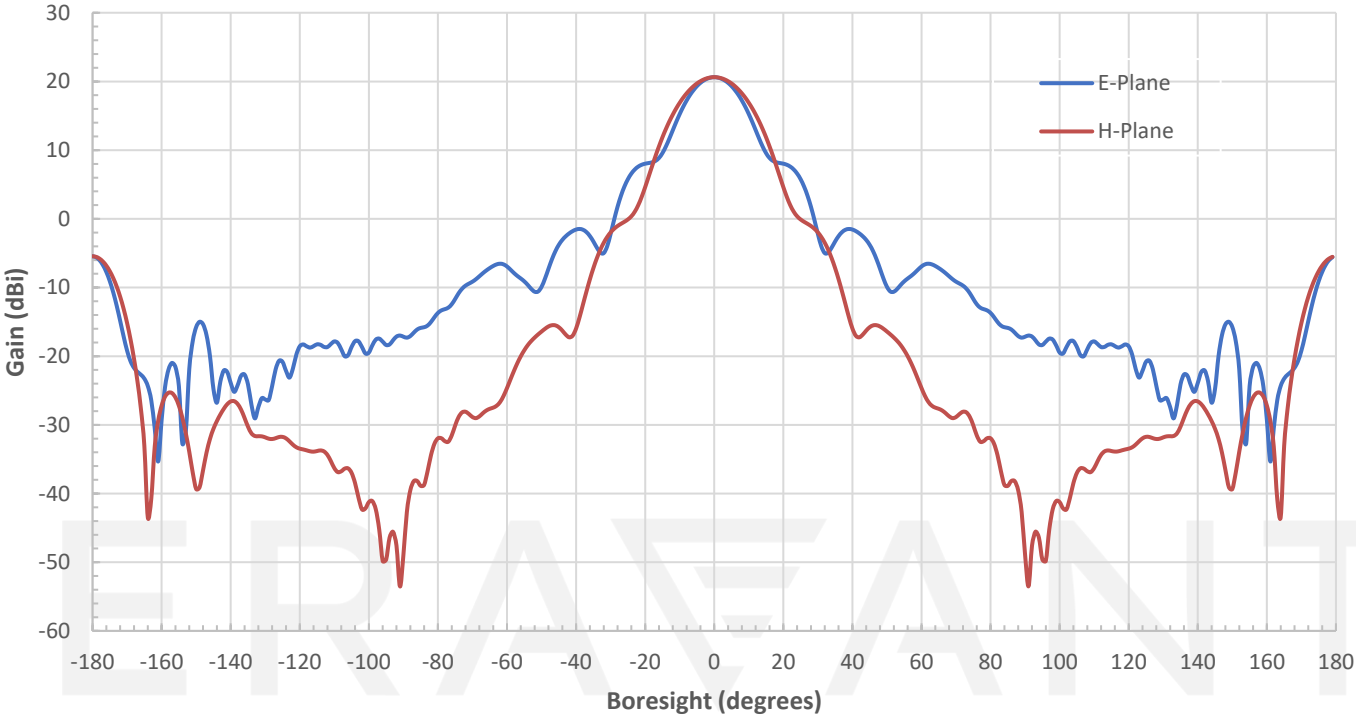
Simulated Antenna Patterns @ 50 GHz



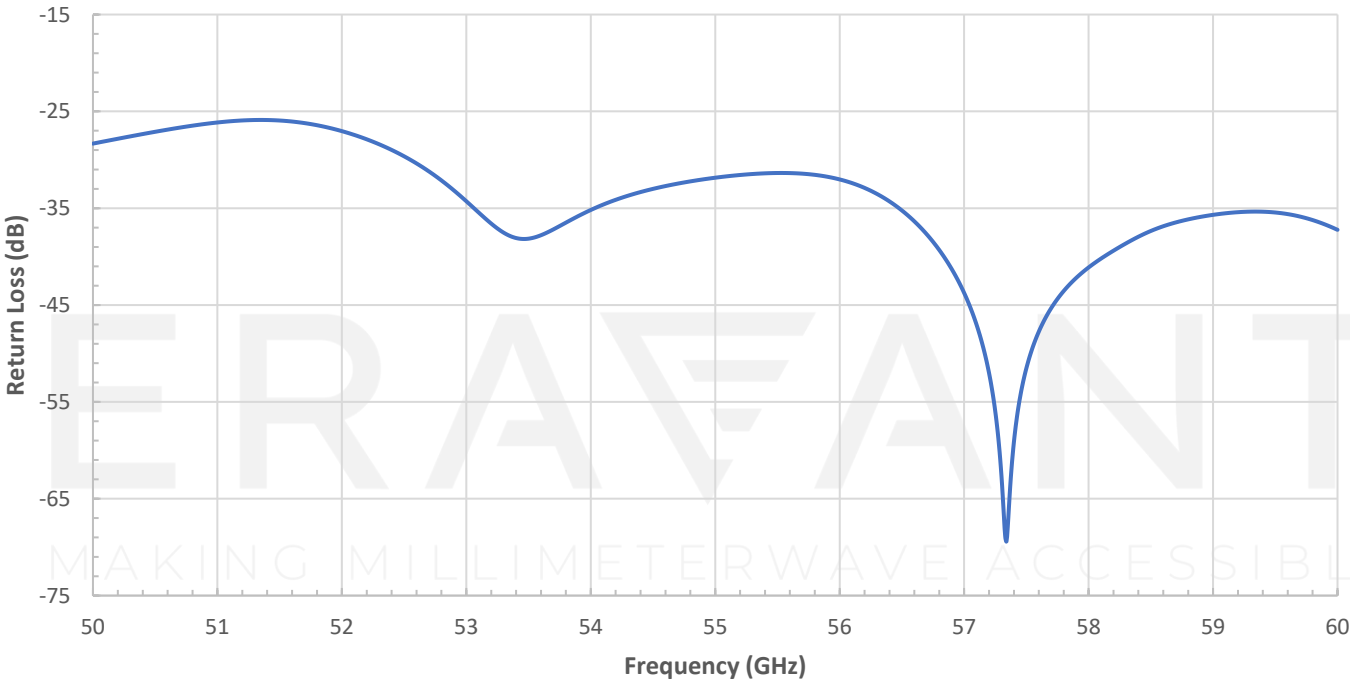
Simulated Antenna Patterns @ 55 GHz



Simulated Antenna Patterns @ 60 GHz

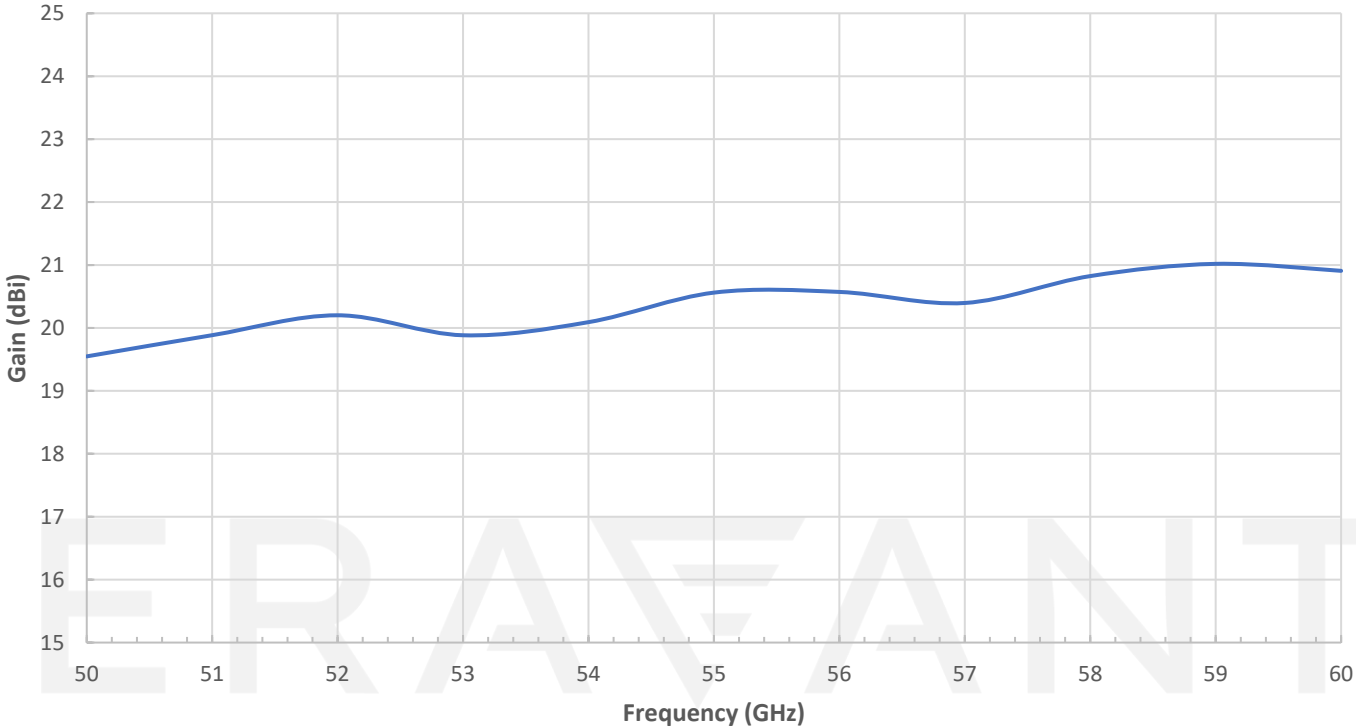


Simulated Return Loss vs. Frequency



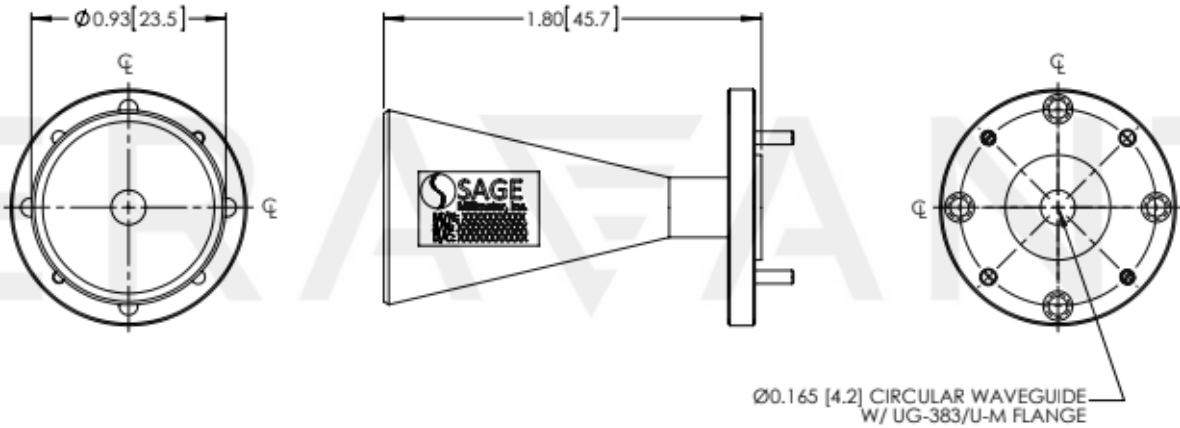
SAC-2012-165-S2

Simulated Gain vs. Frequency



MAKING MILLIMETERWAVE ACCESSIBLE

Mechanical Outline: Unless otherwise specified, all dimensions are in inches [millimeters]



NOTE:

- This antenna is a mature product. The reasons for only providing simulated data can be found in the following blog [here](#).
- Eravant reserves the right to change the information presented without notice.

CAUTION:

- If a waveguide is present, any foreign objects in the waveguide will cause performance degradation and may damage or destroy the unit.
- Any foreign objects in the antenna will cause performance degradation and possible device damage.

ERAVANT
MAKING MILLIMETERWAVE ACCESSIBLE

ERAVANT
MAKING MILLIMETERWAVE ACCESSIBLE