

SAC-1533-15-S2

V Band Conical Horn Antenna, 15 dBi Gain, WR-15 Waveguide

SAC-1533-15-S2 is a V-band conical horn antenna with a WR-15 rectangular waveguide interface that operates from 58 to 68 GHz. The antenna offers 15 dBi nominal gain and a typical half power beamwidth of 30 degrees on the E-plane and 36 degrees on the H-plane. The horn also offers typical sidelobes of -16 dB on the E-plane and -28 dB on the H-plane. The conical horn can support linear polarization. The RF connector of this antenna is a WR-15 waveguide with UG-385/U Anti-Cocking flange.



Electrical Specifications:

Parameter	Minimum	Typical	Maximum
Frequency Range	58 GHz		68 GHz
Gain		15 dBi	
3 dB Beamwidth, E-plane		30°	
3 dB Beamwidth, H-plane		36°	
Sidelobes, E-plane		-16 dB	
Sidelobes, H-plane		-28 dB	
Return Loss		23 dB	
Specification Temperature		+25°C	
Operating Temperature	-40°C		+85°C

*Note: Can operate from 54 to 75 GHz if the dominant mode is maintained.

Mechanical Specifications:

Item	Specification
Antenna Port	WR-15 Waveguide
Flange Type	UG-385/U Anti-Cocking Flange
Material	Brass
Finish	Gold Plated
Weight	0.6 Oz
Size	0.80" (L) X 0.47" (Ø)
Outline	AC-RV15-141-A

ECCN

EAR99

FEATURES

- Rectangular Waveguide Interface
- Precisely Machined and Gold Plated
- High Return Loss
- Linear Polarization

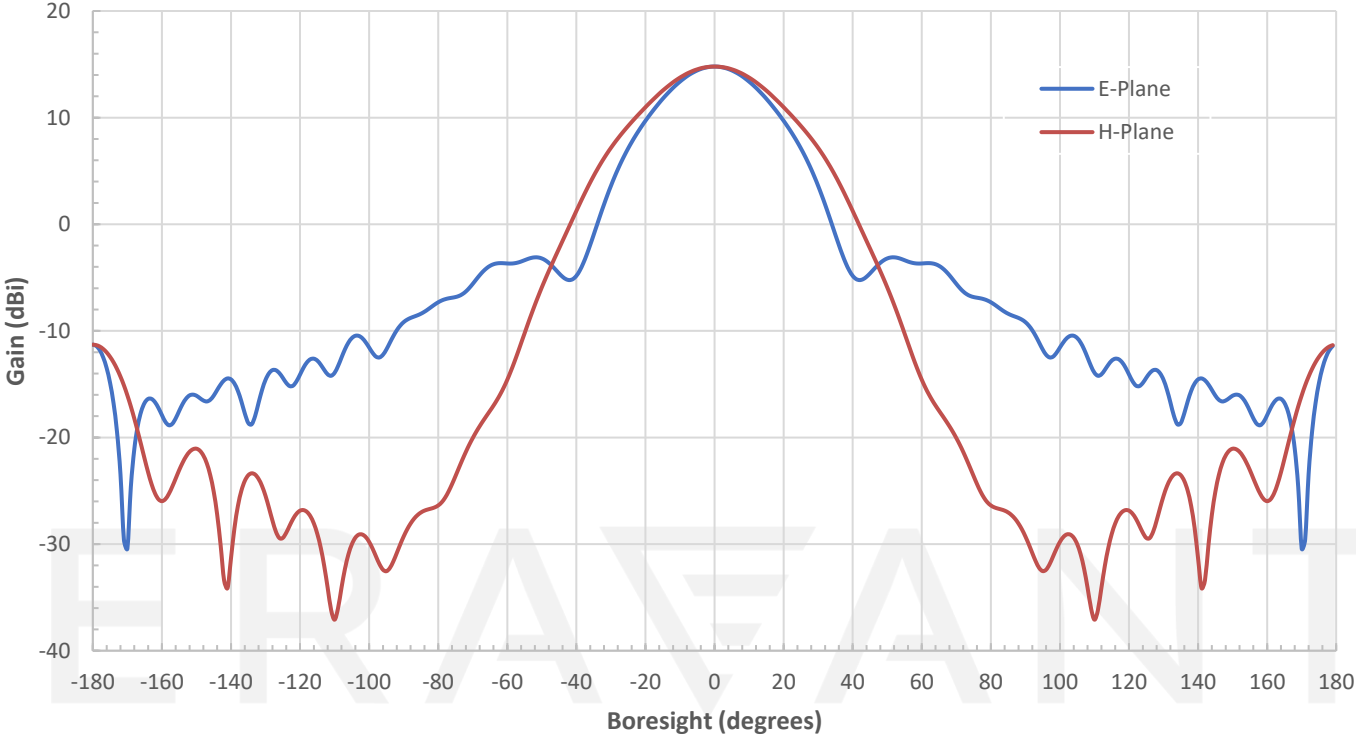
APPLICATIONS

- Antenna Ranges
- Feed horns
- System Setups

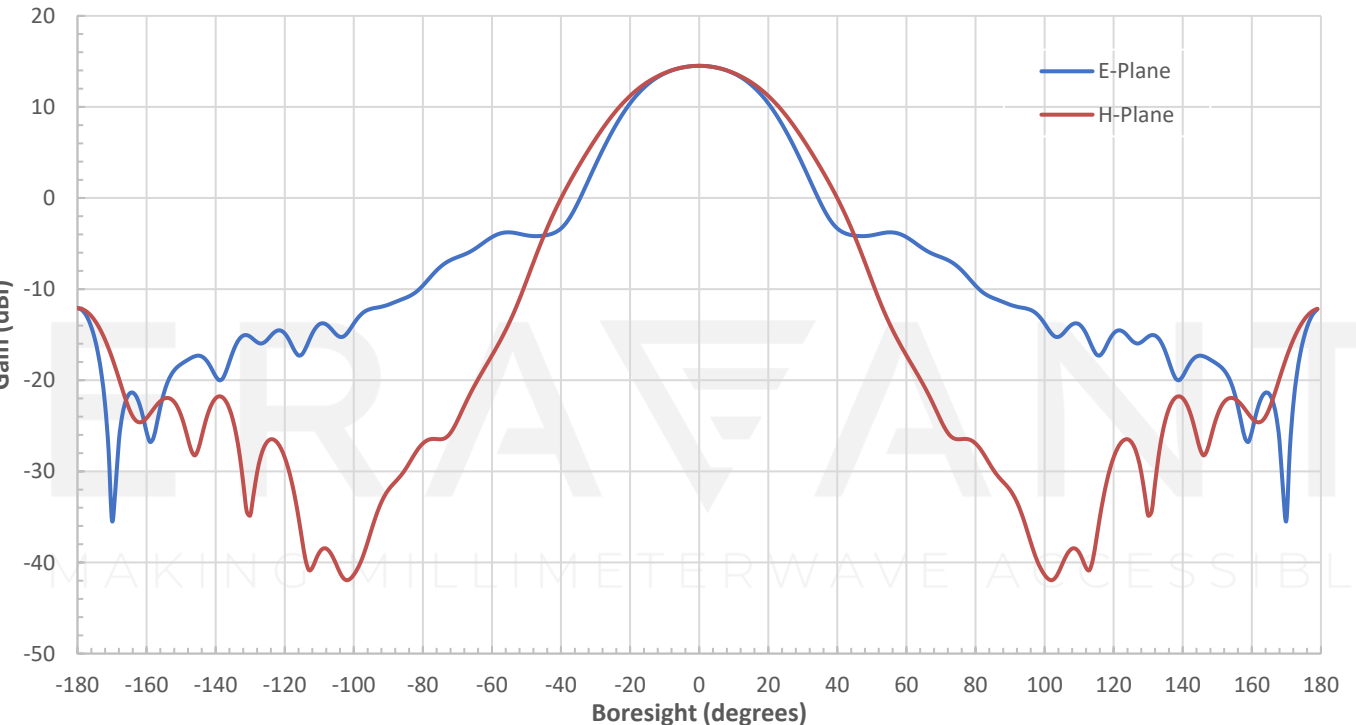


SAC-1533-15-S2

Simulated Antenna Patterns @ 58 GHz

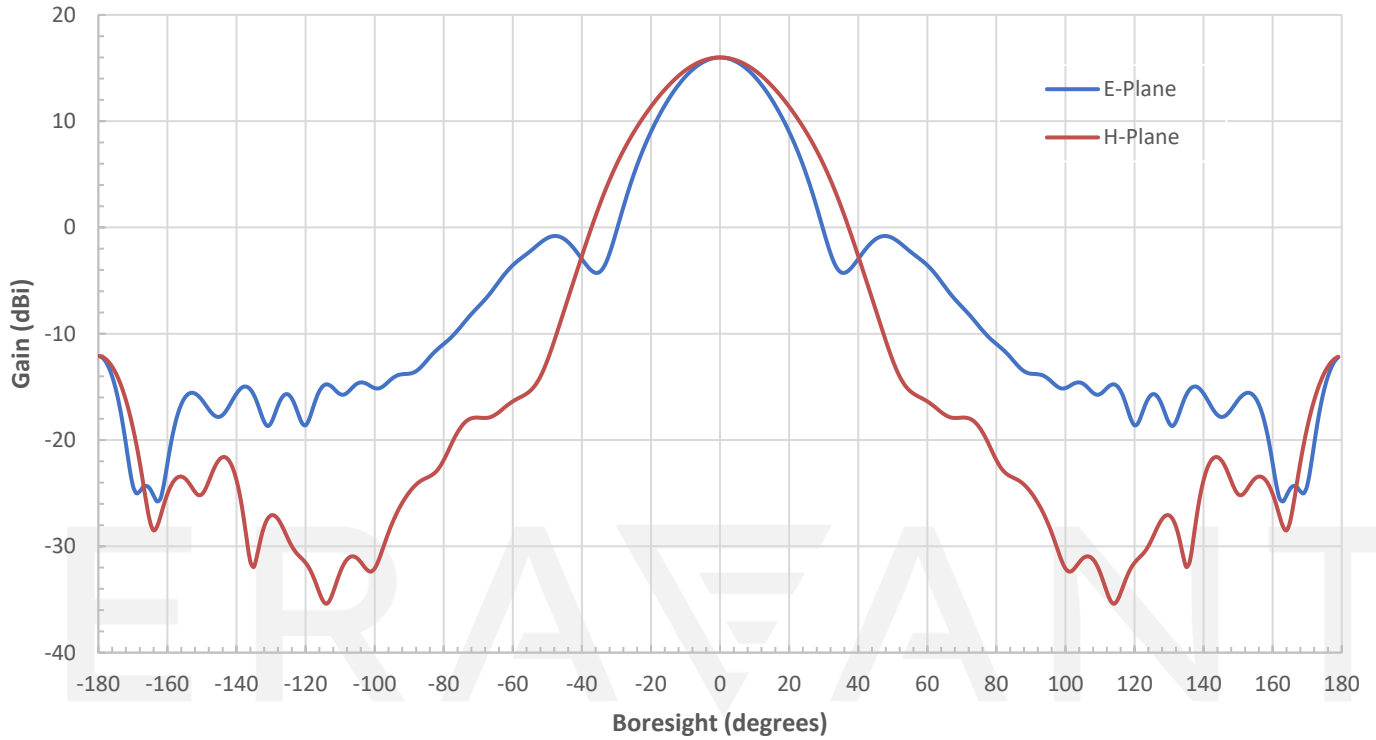


Simulated Antenna Patterns @ 63 GHz

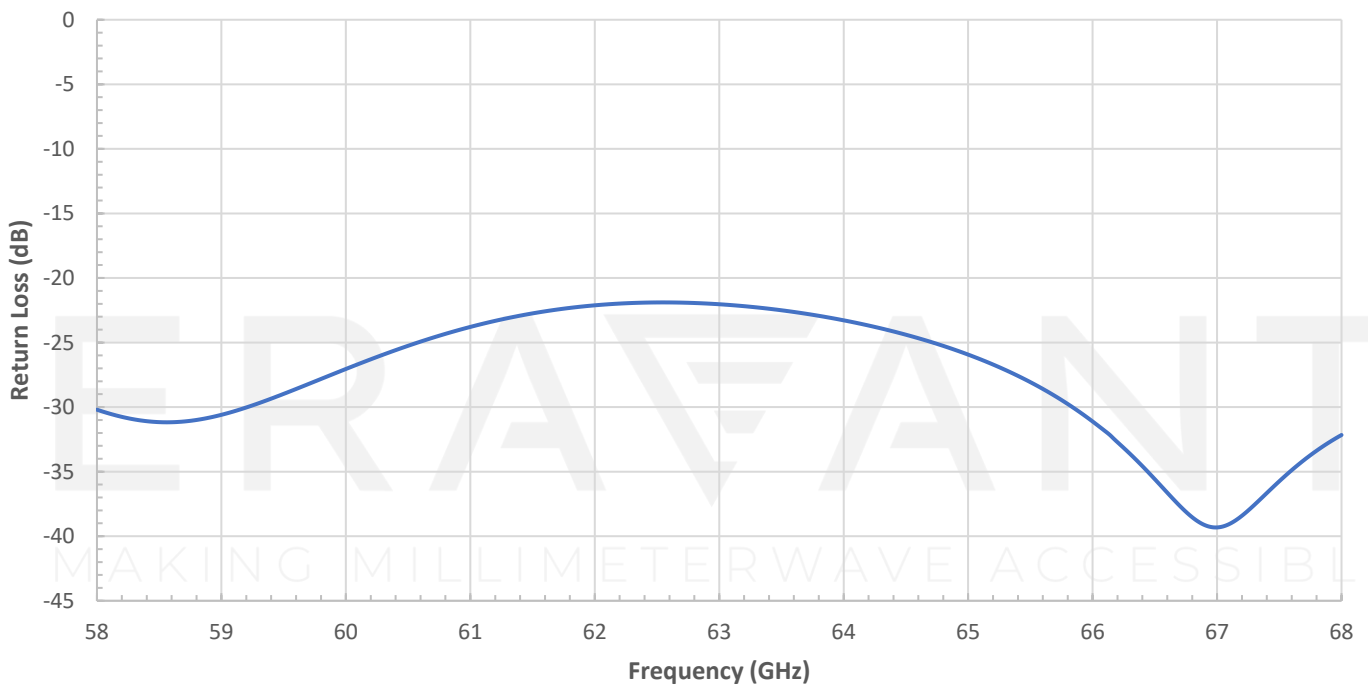


SAC-1533-15-S2

Simulated Antenna Patterns @ 68 GHz

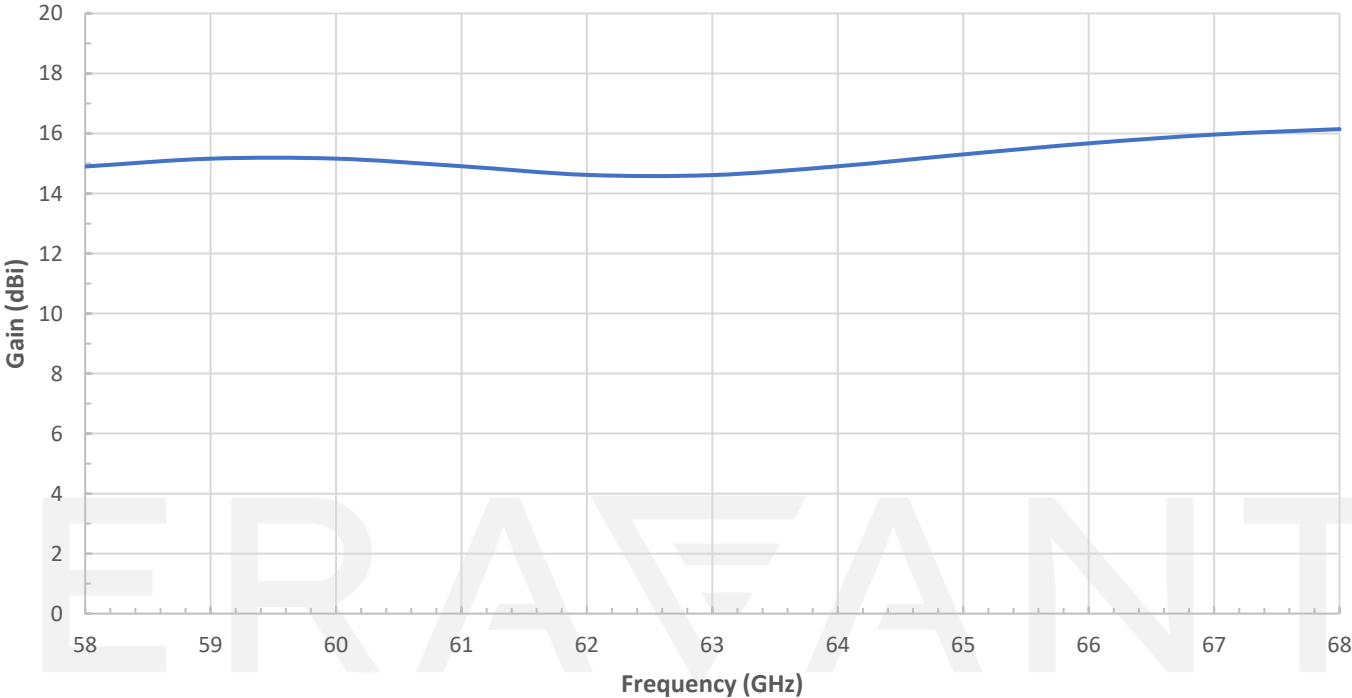


Simulated Return Loss vs. Frequency

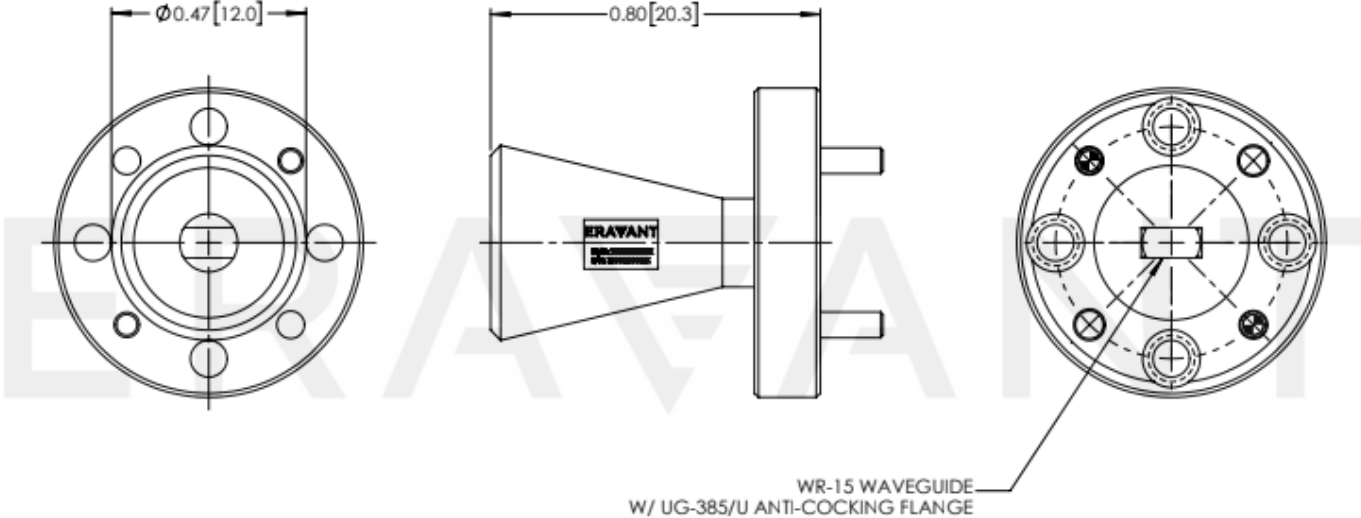


SAC-1533-15-S2

Simulated Gain vs. Frequency



Mechanical Outline: Unless otherwise specified, all dimensions are in inches [millimeters]



NOTE:

- This antenna is a mature product. The reasons for only providing simulated data can be found in the following blog [here](#).
- Eravant reserves the right to change the information presented without notice.

CAUTION:

- If a waveguide is present, any foreign objects in the waveguide will cause performance degradation and may damage or destroy the unit.
- Any foreign objects in the antenna will cause performance degradation and possible device damage.

ERAVANT
MAKING MILLIMETERWAVE ACCESSIBLE

ERAVANT
MAKING MILLIMETERWAVE ACCESSIBLE